

LISTED 166Y



APPROVED

A105

STRAIGHT DOUBLE CLAPPER TWO-WAY INLETS

An exposed auxiliary inlet connection with 500 G.P.M. inlet capacity to supplement fire protection water supply.

Exposed design provides an economical method of satisfying Fire Dept. inlet requirements.

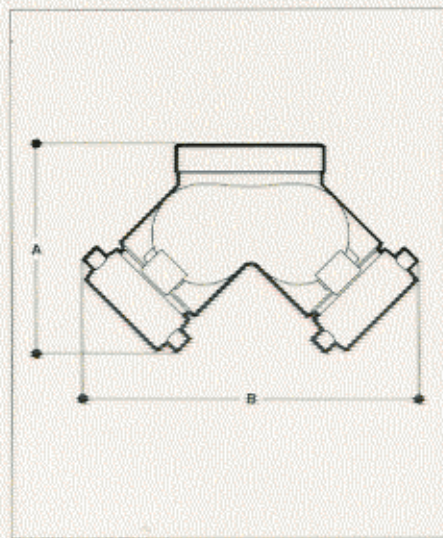
Standard equipment:

Cast brass two-way inlet body with double drop clappers and pin lug hose thread swivels; straight NPT outlet connection.

Branding:

A105/1 - AUTO-SPKR

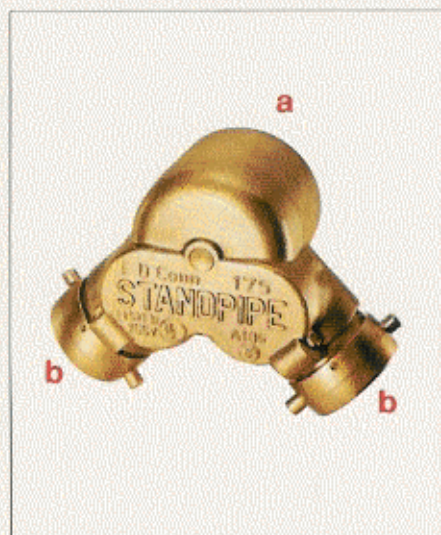
A105/2 - STANDPIPE



a	b
4"	2 1/2"

SPECIFY THREAD

	4" x 2 1/2"
A	7 5/16"
B	12 7/32"



LISTED 166Y



APPROVED

A106

90° DOUBLE CLAPPER TWO-WAY INLETS

An exposed auxiliary inlet connection with 500 G.P.M. inlet capacity to supplement fire protection water supply.

Exposed design provides an economical method of satisfying Fire Dept. inlet requirements.

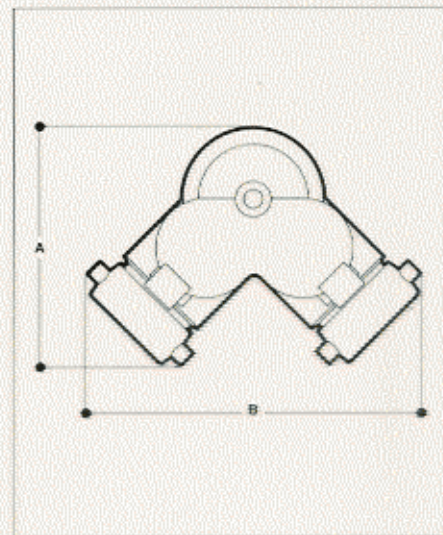
Standard equipment:

Cast brass two-way inlet body with double drop clappers and pin lug hose thread swivels; angle NPT outlet connection.

Branding:

A106/1 - AUTO-SPKR

A106/2 - STANDPIPE



a	b
4"	2 1/2"

SPECIFY THREAD

	4" x 2 1/2"
A	8 15/32"
B	11 13/16"